

VASO STORAGE 2

POLYWARM® COATED DOMESTIC HOT WATER ACCUMULATION TANK WITH 2 BLIND FLANGES



APPLICATION

Domestic hot water storage.

MATERIAL

Mild steel Polywarm® coated (Attestation ACS - SSICA - EN 16421 - WRAS)

INSULATION

HARD: High thermal insulation with ecological polyurethane hard foam.
SOFT: NOFIRE® polyester fleece 100% made of recyclable material, with high thermal insulation. Fire resistance class B-s2d0 according to EN 13501.

CATHODE PROTECTION

Magnesium anode. Models > 1500 n° 2 magnesium anodes.

DRAIN

External confluence through drain connection. Models > 1000 external confluence through drain pipe.

GASKET- FLANGE PLATE

2 blind flanges

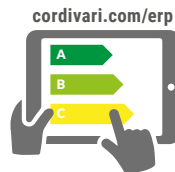
Silicone gaskets suitable for water intended for human consumption (tested according to 98/83/CE), max temperature up to 200°C. Mild steel inspection flange plate with Polywarm®.

WARRANTY

5 years (See general sales conditions and warranty)

ACCESSORIES AND SPARE PARTS

See Accessories section for the entire list.



On line ErP label tool



VASO STORAGE 2 WB

Model	HARD FOAM INSULATION	Art. Nr.	ENERGY EFFICIENCY CLASS
200	3084162360010		B
300	3084162360011		C
500	3084162360012		C
800	3084162360013		B
1000	3084162360014		C
1500	3084162360015		C
2000	3084162360016		B



VASO STORAGE 2 WC

Model	DISMOUNTABLE SOFT FLEECE insulation	Art. Nr.	ENERGY EFFICIENCY CLASS
500	3082162360140		C
800	3082162360141		C
1000	3082162360142		C
1500	3082162360143		C
2000	3082162360144		C
2500	3082162360145		
3000	3082162360146		
4000	3082162360147		
5000	3082162360148		

ACCESSORIES

ELECTRIC IMMERSION HEATERS

Mod.	MONOPHASE		
	1,5 kW	2 kW	3 kW
	5240000000051	5240000000052	5240000000053
	Ignition time from 10 °C to 45 °C with electric immersion heaters [min]		
200	49	87	65
300	76	136	102
500	127	228	171
800	178	318	239
1000	243	436	327
1500	288	516	387
2000	443	793	595
2500	577	1033	775
3000	577	1033	775
4000	797	1428	1071
5000	1040	1864	1398

THREEPHASE				
4 kW	5 kW	6 kW	9 kW	12 kW
5240000000047	5240000000048	5240000000049	5240000000050	5240000000031
Ignition time from 10 °C to 45 °C with electric immersion heaters [min]				
33	//	//	//	//
51	//	//	//	//
85	68	57	//	//
120	96	80	//	//
163	131	109	73	54
194	155	129	86	65
297	238	198	132	99
387	310	258	172	129
387	310	258	172	129
535	428	357	238	178
699	559	466	311	233

HEAT MANAGER kit + electric resistance with probe and 3m cable

Art. Nr.	ELECTRICAL RESISTANCE
5240000000074	1,5 kW
5240000000075	2 kW
5240000000076	3 kW

Titanium electronic anode

For art. nr. and prices please see Accessories section

Thermometer

Art. Nr.
5032240000107
5 units box

See Accessories section



VASO STORAGE 2

POLYWARM® COATED DOMESTIC HOT WATER ACCUMULATION TANK WITH 2 BLIND FLANGES

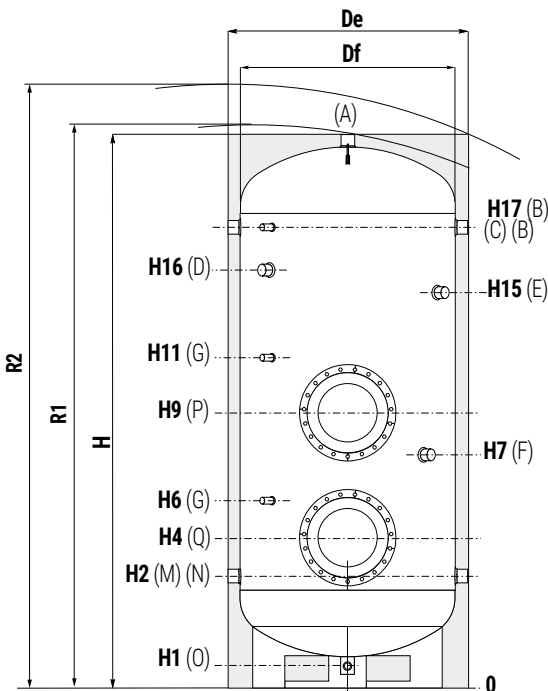
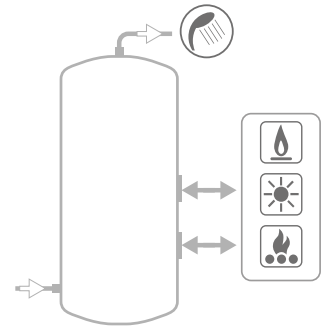
STORAGE

Model	Pmax	Tmax
200 ÷ 1000	8 bar	90 °C
1500 ÷ 5000	6 bar	



—CORDIVARI Lab

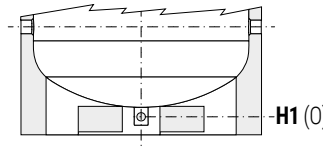
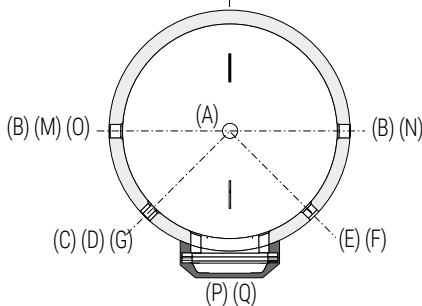
TÜV Rheinland Energie und Umwelt GmbH states that test procedures and Cordivari LAB are certified conforming to European standard EN 15332, as indicated by Ecodesign ErP Directive.



COMPLETE YOUR SYSTEM WITH THE NEW PRS MODULE (FOR IMMEDIATE DHW PREPARATION)



SEE HYDRONIC SECTION



Models from 1500 to 5000 are equipped with a practical **skirt** support which facilitate the handling with transpallets and forklifts. Also, discharge piping already mounted to allow **total emptying**.

- A** Domestic hot water outlet
- B** Recirculation / Domestic hot water outlet
- C** Connection for instrumentation 1/2" G F
- D** Connection for electric immersion heater 1"1/2 F For models > 800 connections 2" G F
- E** Connection for 2nd magnesium anode 1"1/4 F (only for models > 1500)
- F** Connection for magnesium anode 1" 1/4 G F
- G** Connection for instrumentation 1/2" G F
- M** Domestic cold water circuit inlet
- N** Alternative domestic cold water circuit inlet or connection for more tanks
- O** Drain
- P-Q** Flange

VASO STORAGE 2 WB - HARD FOAM INSULATION

Model	Volume Weight		De	H	R2	H1	H2	H4	H6	H7	H9	H11	H15	H16	H17	P-Q	B-M-N A O		
	[lt]	[kg]															Connections F		
200	193	54	550	1449	1560	85	325	410	520	650	860	970	//	1075	1185	Øi220/Øe300	1"1/4	1"1/4	1"1/4
300	295	68	650	1499	1640	85	350	435	545	735	885	995	//	1100	1210	Øi220/Øe300	1"1/4	1"1/4	1"1/4
500	503	95	750	1800	1960	85	375	460	570	760	910	1020	//	1329	1485	Øi220/Øe300	1"1/4	1"1/4	1"1/4
800	799	154	900	2135	2330	85	405	540	690	870	1090	1240	//	1610	1765	Øi300/Øe380	1"1/4	1"1/4	1"1/4
1000	1047	176	1000	2221	2450	105	458	593	743	993	1143	1293	//	1664	1818	Øi300/Øe380	1"1/2	1"1/2	1"1/2
1500	1450	236	1100	2415	2660	109	440	675	825	1075	1250	1400	//	1895	2050	Øi300/Øe380	1"1/2	2"	1"
2000	1985	374	1300	2492	2820	91	467	692	867	842	1262	1437	1952	1877	2057	Øi350/Øe430	2"	2"	1"

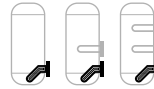
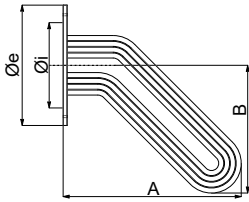
VASO STORAGE 2 WC - DISMOUNTABLE SOFT FLEECE INSULATION

Model	Volume Weight		De	DF	H	R1	R2	H1	H2	H4	H6	H7	H9	H11	H15	H16	H17	P-Q	B-M-N A O		
	[lt]	[kg]																	Connections F		
500	500	100	870	650	1891	1998	2090	101	416	501	611	801	951	1061	//	1370	1526	Øi220/Øe300	1"1/4	1"1/4	1"1/4
800	798	153	970	750	2188	2220	2400	113	433	568	718	898	1118	1268	//	1638	1793	Øi300/Øe380	1"1/4	1"1/4	1"1/4
1000	1047	173	1070	850	2242	2270	2490	101	454	589	739	989	1139	1289	//	1660	1814	Øi300/Øe380	1"1/2	1"1/2	1"1/4
1500	1450	234	1210	950	2440	2495	2730	109	440	675	825	1075	1250	1400	//	1895	2050	Øi300/Øe380	1"1/2	2"	1"1/4
2000	1985	359	1360	1100	2492	2570	2850	91	467	692	867	842	1262	1437	1952	1877	2057	Øi350/Øe430	2"	2"	1"1/2
2500	2322	373	1350	1250	2311	2480	2690	140	551	776	951	976	1376	1551	1816	1732	1891	Øi350/Øe430	2"	2"	1"
3000	2928	439	1350	1250	2811	2950	3130	140	551	836	1011	1036	1476	1651	2316	2232	2391	Øi350/Øe430	2"	2"	1"
4000	3776	561	1500	1400	2875	3050	3250	114	570	855	1030	1035	1495	1670	2315	2238	2410	Øi350/Øe430	2"	2"	1"
5000	4990	739	1700	1600	2915	3130	3380	94	580	855	1030	1035	1505	1680	2335	2265	2420	Øi350/Øe430	2"	2"	1"

INTEGRATIVE COMPONENTS FOR VASO STORAGE

COMPATIBILITY TABLES VASO STORAGE/HEAT EXCHANGERS

ANTILEGIONELLA® HEAT EXCHANGER KIT

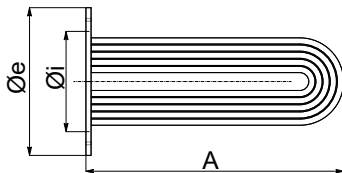


Antilegionella® heat exchanger kit + gaskets + bolts and insulated bushes.

ANTILEGIONELLA® HEAT EXCHANGER

Heat exchanger surface	Øi / Øe flange	A	B	Art. Nr.	Storage 1-2		Storage 1-2-3	Storage 1-2	Storage 1-2-3	Storage 1-2-3		Storage 1-2	Storage 1-2-3			
					Model										Storage COMPACT	
					200	300	500	800	1000	1500	2000	2500	3000	4000	5000	
0,5	Ø1220/Øe300	350	240	5221000010100	✓	✓	✓									
0,75	Ø1220/Øe300	350	240	5221000010101	✓	✓	✓									
1	Ø1220/Øe300	371	261	5221000010102			✓									
1,5	Ø1220/Øe300	561	311	5221000010113			✓									
1,5	Øi300/Øe380	496	336	5221000010103				✓	✓	✓						
2	Øi300/Øe380	496	336	5221000010104				✓	✓	✓						
3	Øi300/Øe380	607	452	5221000010105					✓	✓						
4	Øi350/Øe430	636	457	5221000010106							✓	✓	✓	✓		
5	Øi350/Øe430	678	498	5221000010107							✓	✓	✓	✓		
6	Øi350/Øe430	828	585	5221000010123									✓	✓		
8	Øi350/Øe430	1250	598	5221000010108										✓		
10	Øi350/Øe430	1550	538	5221000010109										✓		

STRAIGHT HEAT EXCHANGER KIT



Straight heat exchanger kit + gaskets + bolts and insulated bushes.

MIDDLE HEAT EXCHANGER

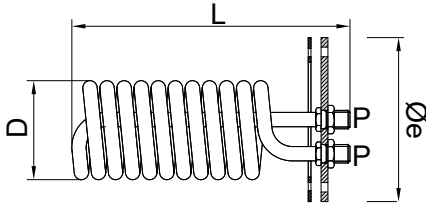
UPPER HEAT EXCHANGER

Heat exchanger surface	Øi / Øe flange	A	Art. Nr.	Storage 2-3										Storage 2-3							
				Model																	
				200	300	500	800	1000	1500	2000	2500	3000	4000	5000	500	1000	1500	2000	3000	5000	
0,5	Ø1220/Øe300	445	5221000010074	✓	✓	✓											✓				
0,75	Ø1220/Øe300	445	5221000010075	✓	✓	✓											✓				
1	Ø1220/Øe300	475	5221000010076	✓	✓	✓											✓				
1,5	Ø1220/Øe300	690	5221000010077			✓											✓				
1,5	Øi300/Øe380	600	5221000010078				✓	✓	✓									✓	✓	✓	✓
2	Øi300/Øe380	560	5221000010079				✓	✓	✓									✓	✓	✓	✓
3	Øi300/Øe380	720	5221000010080				✓	✓	✓									✓	✓	✓	✓
4	Øi350/Øe430	750	5221000010081							✓	✓	✓	✓	✓							✓
5	Øi350/Øe430	780	5221000010082							✓	✓	✓	✓	✓							✓
6	Øi350/Øe430	890	5221000010122							✓	✓	✓	✓	✓							✓
8	Øi350/Øe430	1250	5221000010083								✓	✓	✓	✓							✓
10	Øi350/Øe430	1510	5221000010084												✓						✓

INTEGRATIVE COMPONENTS FOR VASO STORAGE

COMPATIBILITY TABLES VASO STORAGE/HEAT EXCHANGERS

FINNED HEAT EXCHANGER KIT



Finned heat exchanger kit + flange plate + gaskets + bolts and insulated bushes.

MIDDLE AND LOWER HEAT EXCHANGER

UPPER HEAT EXCHANGER

Heat exchanger surface [m ²]	Øi / Øe flange [mm]	D	L	P	Capacity [lit]	Art. Nr.	Storage 1 - 1 COMPACT - 2										Storage 3						
							Model										Model						
							200	300	500	800	1000	1500	2000	2500	3000	4000	5000	500	1000	1500	2000	3000	5000
0,76	Øi220/Øe300	142	400	1"	0,6	5221000061003	✓	✓	✓									✓					
0,94	Øi220/Øe300	142	410	1"	0,54	5221000061002	✓	✓	✓									✓					
1,58	Øi220/Øe300	170	440	1"	1,21	5221000061004	✓	✓	✓									✓					
0,94	Øi300/Øe380	142	410	1"	0,54	5221000061011				✓	✓	✓							✓	✓	✓	✓	
1,58	Øi300/Øe380	170	440	1"	1,21	5221000061012				✓	✓	✓							✓	✓	✓	✓	
2,63	Øi300/Øe380	190	570	1"	2,07	5221000061006				✓	✓	✓							✓	✓	✓	✓	
3,17	Øi300/Øe380	190	665	1"	2,51	5221000061007				✓	✓	✓							✓	✓	✓	✓	
4,54	Øi300/Øe380	190	750	1 1/4"	3,6	5221000061008				✓	✓	✓							✓	✓	✓	✓	
3,17	Øi350/Øe430	190	665	1"	2,51	5221000061013							✓	✓	✓	✓	✓						✓
4,54	Øi350/Øe430	190	750	1 1/4"	3,6	5221000061014							✓	✓	✓	✓	✓						✓
5,26	Øi350/Øe430	190	850	1 1/4"	4,14	5221000061009							✓	✓	✓	✓	✓						✓
6,34	Øi350/Øe430	190	980	1 1/4"	5,1	5221000061010							✓	✓	✓	✓	✓						✓

FLANGE PLATE FOR D.H.W. STORAGE TANKS

After choosing the heat exchanger according to the compatibility tables and to the needs of the installation, it is necessary to choose the flange plate of the corresponding diameter.



Art. Nr.	Connection	Ø outer [mm]
5206000000001	1"	300
5206000000002	2"	380
5206000000003	2"	430

Includes 2 gaskets, bolts and insulated bushes.
Applicable only on stainless steel tube heat exchangers.

The Flange plate includes 2 sleeve collars for the connection to the operating system. This allows the circulation of the liquid within the heat exchanger's serpentine doing the real separation between the incoming liquid and the outgoing one. The flange plate is in mild steel. Blind flange for accumulation tank in Polywarm® available also with 1 connection. Including: gaskets, bolts and bushes

FLANGE PLATE FOR ELECTRIC IMMERSION HEATER



Art. Nr.	Connection	Ø outer [mm]
52060000000051	1 1/2"	300
52060000000054	1 1/2"	380
52060000000056	1 1/2"	430
52060000000053	2"	430

Includes 1 gasket and bolts
1 connection for electric immersion heater (applicable on Vaso storage only)

BLIND FLANGE



Art. Nr.	Ø outer [mm]
5206000000101	300
5206000000102	380
5206000000103	430

Includes 1 gasket and bolts
Blind flange available (available on storage tanks)